Roof windows, outward opening, side installation

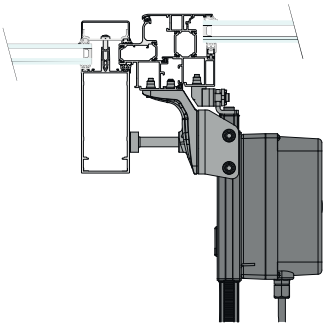

Profile manufacturer	Profile series	Art. No.	Bracket set
Aluprof®	MB-RW	27.ADT.KS	DXD-BS039-SM
Aluprof®	MB-SR50	27.ADA.KS	DXD-BS030-SM
Gutmann®	S70	27.ABB.KS	DXD-BS012-SM
Heroal®	180	27.ABU.KS	DXD-BS010-SM
Heroal®	180ES	27.ADR.KS	DXD-BS033-SM
Jet-Brakel®	Ventria TG	27.ACG.KS	DXD-BS022-SM
Raico®	WING 105DI (208310)	27.ADB.KS	DXD-BS034-SM
Raico®	WING 105DI (208312)	27.ADC.KS	DXD-BS035-SM
Reynaers®	CR 120	27.ACM.KS	DXD-BS024-SM
Reynaers®	Flush Roof Vent	27.ADN.KS	DXD-BS032-SM
Sapa®	SFB 5050	27.ACE.KS	DXD-BS020-SM
Sapa®	SFB 5060	27.ACE.KS	DXD-BS020-SM
Schüco®	AWS 57 RO	27.ACX.KS	DXD-BS029-SM
Schüco®	Royal S 106D	27.AAR.KS	DXD-BS006-SM
Schüco®	Royal S 88D	27.ABF.KS	DXD-BS008-SM
Wicona®	WICTEC 50/60	27.AAG.KS	DXD-BS001-SM
Raico®	FRAME+ 100/120RI	27.ADW.KS	DXD-BS040-SM
Raico®	FRAME+ 100RI-T	27.ADY.KS	DXD-BS042-SM
Raico®	FRAME+ 120RI-T	27.AEA.KS	DXD-BS044-SM

We reserve the right to make changes.
©2020 D+H Mechatronic AG, Ammersbek

Roof windows, outward opening, installation opposite the hinge

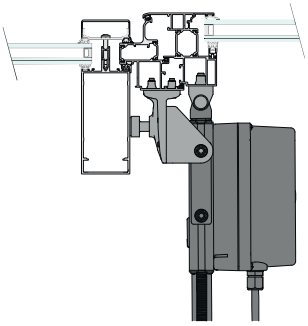

Profile manufacturer	Profile series	Art. No.	Bracket set
Aluprof®	MB-RW	27.ADS.KS	DXD-BS038-OM
Gutmann®	S70	27.AAZ.KS	DXD-BS011-OM
Heroal®	180	27.ABS.KS	DXD-BS009-OM
Jet-Brakel®	Ventria TG	27.ACF.KS	DXD-BS021-OM
Raico®	FRAME+ 100/120RI	27.ADX.KS	DXD-BS041-OM
Raico®	FRAME+ 100RI-T	27.ADZ.KS	DXD-BS043-OM
Raico®	FRAME+ 120RI-T	27.AEB.KS	DXD-BS045-OM
Raico®	WING 105DI (208310)	27.ADD.KS	DXD-BS036-OM
Raico®	WING 105DI (208312)	27.ADE.KS	DXD-BS037-OM
Reynaers®	CR 120	27.ACL.KS	DXD-BS023-OM
Reynaers®	Flush Roof Vent	27.ADM.KS	DXD-BS031-OM
Sapa®	SFB 5050	27.ACD.KS	DXD-BS019-OM
Sapa®	SFB 5060	27.ACD.KS	DXD-BS019-OM
Schüco®	AWS 57 RO	27.ACW.KS	DXD-BS028-OM
Schüco®	Royal S 106D	27.AAP.KS	DXD-BS005-OM
Schüco®	Royal S 88D	27.ABD.KS	DXD-BS007-OM
Wicona®	WICTEC 50/60	27.AAK.KS	DXD-BS003-OM

Bracket sets for DXD

DXD-BS011-OM

DXD-BS012-SM

DXD-BS036-OM

Performance features

- Optimal adaptation of bracket sets to the respective profile system
- Solutions tested as complete systems for SHEV applications in accordance with EN 12101-2
- All materials required fastening materials are included in the scope of supply of the bracket sets
- Special colour as an option at the customer's request
- Application drawings suitable for window and façade manufacturers available

We reserve the right to make changes.
©2020 D+H Mechatronic AG, Ammersbek

Pivot point displacement bracket	Art. No.	Weight	Description
DPK 6	20.052.00	0.14 kg	» Bracket with terminal part, 2 stud bolts and locknuts » Aluminium, silver anodised

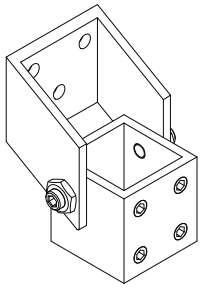

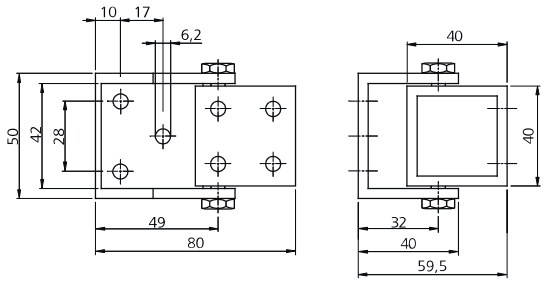

Pivot point displacement bracket	Art. No.	Weight	Description
DPK 8	20.051.50	0.20 kg	» Pivoting bracket with mounting plate, terminal part, 2 stud bolts and locknuts » Aluminium, silver anodised

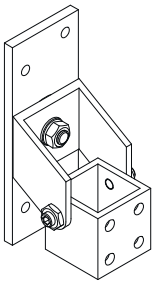

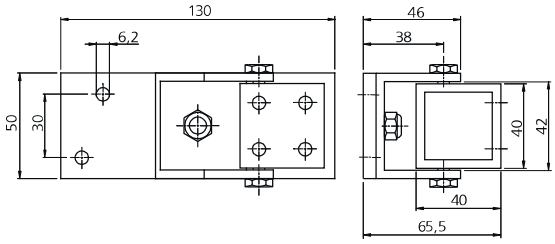

Side bracket	Art. No.	Weight	Description
SK	20.050.40	0.32 kg	» Bracket for diagonal installation of drive on window sashes » Aluminium, silver anodised

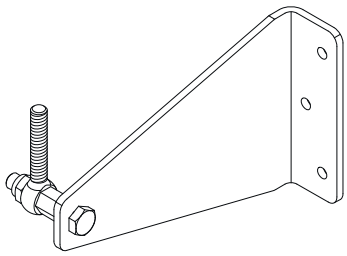

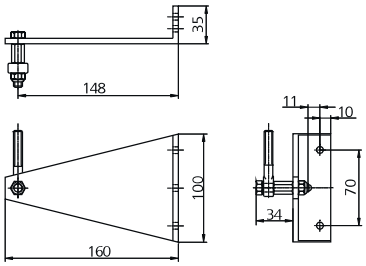

Side bracket	Art. No.	Weight	Description
SK-D	20.050.60	0.30 kg	» Pivoting bracket for diagonal installation of drive on window sashes » Consisting of DPK terminal part installed on SK triangular bracket » Aluminium, silver anodised

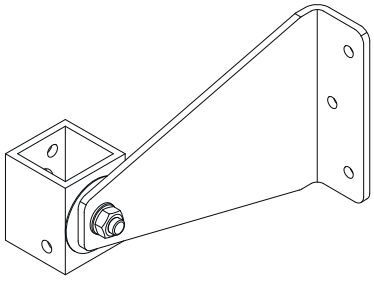

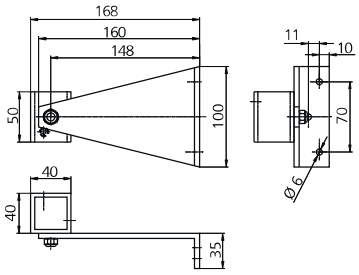

Z-bracket	Art. No.	Weight	Description
ZKK	20.052.80	0.20 kg	» Adjustable bracket with 2 stud bolts and locknuts » V2A, polished

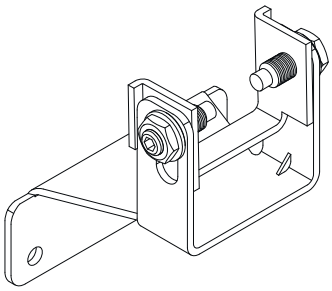

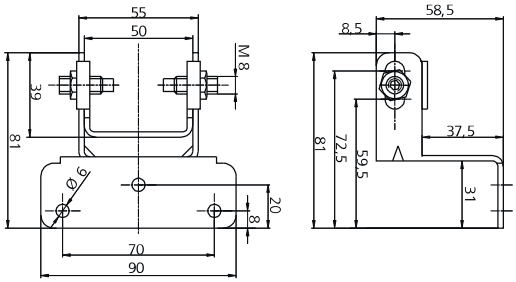

U-bracket	Art. No.	Weight	Description
UK 50	20.050.00	0.06 kg	» Bracket with through bolt » Aluminium, silver anodised

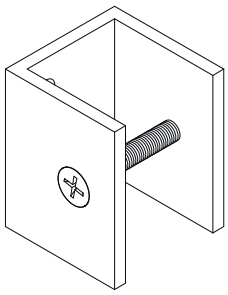

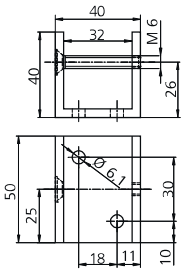

U-bracket	Art. No.	Weight	Description
UK 350	20.050.10	0.40 kg	» Bracket with 2 stud bolts and locknuts » Length 350 mm » Aluminium, silver anodised

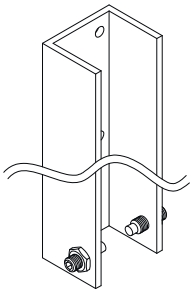

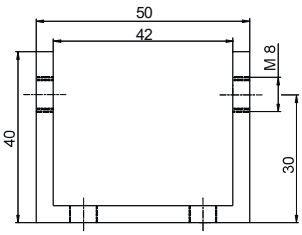

U-bracket	Art. No.	Weight	Description
UK 500	20.050.20	0.60 kg	» Bracket with 2 stud bolts and locknuts » Length 500 mm » Aluminium, silver anodised

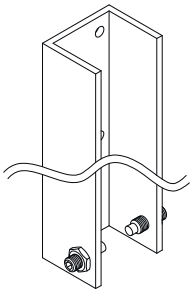

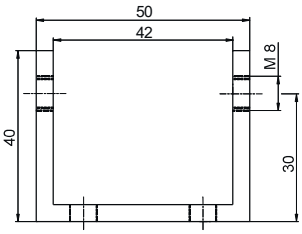

We reserve the right to make changes.
©2020 D+H Mechatronic AG, Ammersbek

Sash bracket	Art. No.	Weight	Description
FKK	20.052.40	0.15 kg	» With releasable bolt » V2A, polished

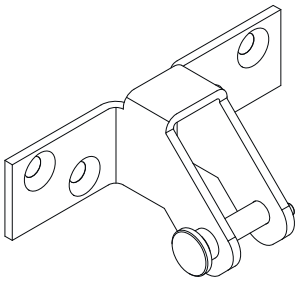

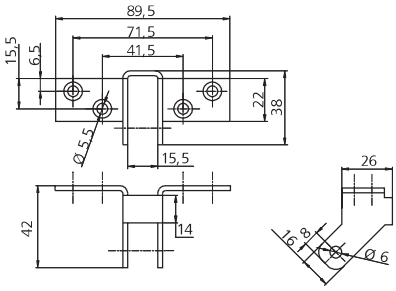

Ball angle joint	Art. No.	Weight	Description
KWG	20.051.40	0.10 kg	» As eyebolt replacement (pull-out strength approx. 1500 N) » Aluminium / Steel

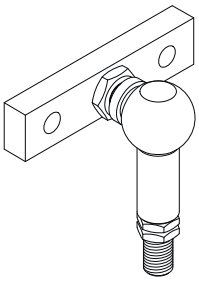

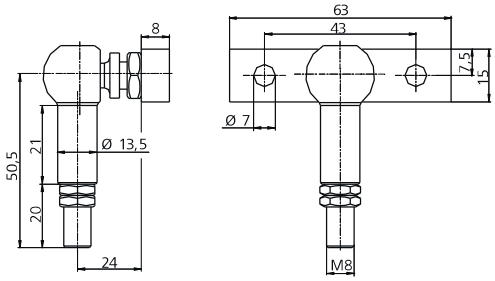

Angle bracket	Art. No.	Weight	Description
WK 6	20.052.60	0.10 kg	» Bracket with 2 stud bolts and locknuts » Die-cast aluminium, polished

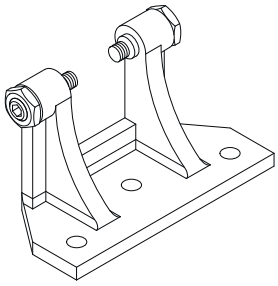

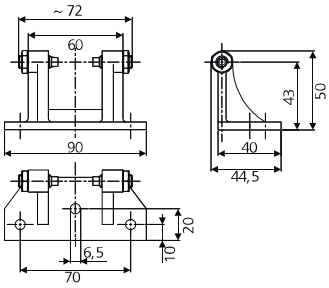

Angle bracket	Art. No.	Weight	Description
ZK 6	20.052.70	0.14 kg	» Bracket with 2 stud bolts and locknuts » Die-cast aluminium, polished

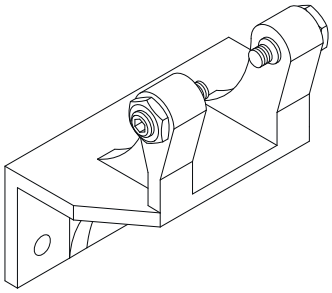

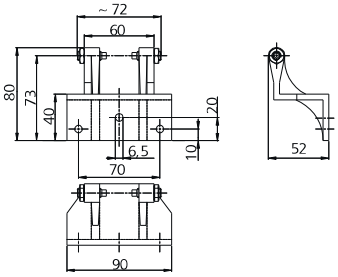

Sash bracket	Art. No.	Weight	Description
FK	20.050.80	0.07 kg	» With releasable bolt » Die-cast zinc, polished

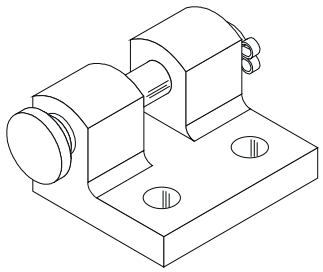

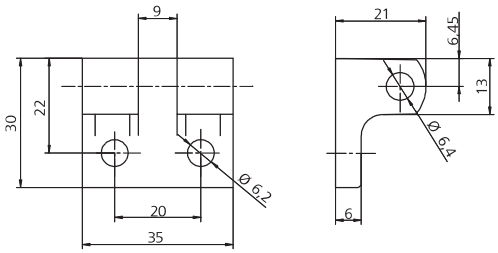

Sash bracket	Art. No.	Weight	Description
FK-D	20.052.20	0.10 kg	» With releasable bolt » Aluminium, silver anodised

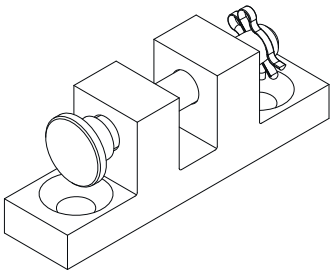

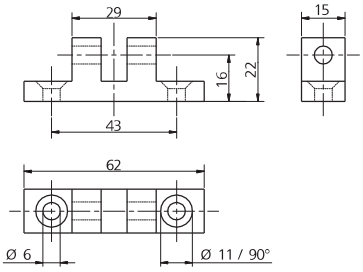

Cover sheet	Art. No.	Weight	Description
AD-FK	68.100.03	0.02 kg	» Cover sheet for FK-D » Aluminium, silver anodised

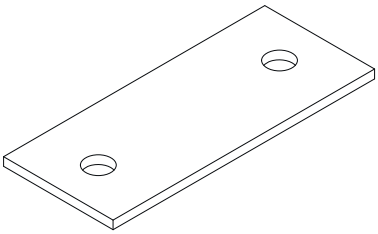

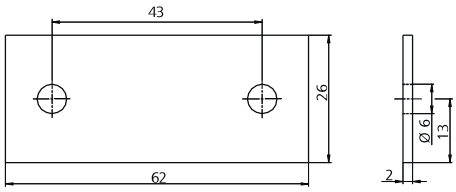

Sash bracket	Art. No.	Weight	Description
FKE	20.052.30	0.09 kg	» With spring-loaded release pin, e.g. for roof access trapdoor » Die-cast zinc, polished

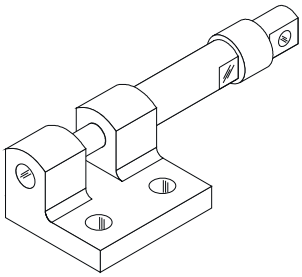

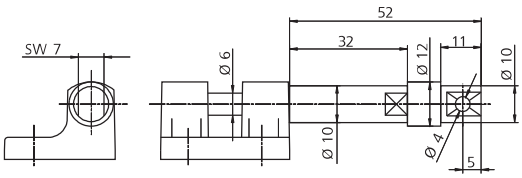

We reserve the right to make changes.
©2020 D+H Mechatronic AG, Ammersbek

Façade window (bottom-hung and top-hung windows)

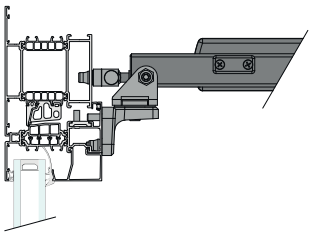

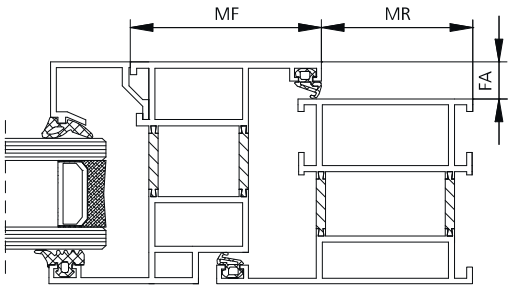

Profile manufacturer	Profile series	Art. No.	Bracket set	MF	MR	FA
Reynaers®	CS 59	27.BCH.KS	ZA-BS027-OM	45 mm	36 mm	10 - 20 mm
Reynaers®	CS 68	27.BCH.KS	ZA-BS027-OM	45 mm	36 mm	10 - 20 mm
Reynaers®	CS 77	27.BCH.KS	ZA-BS027-OM	45 mm	36 mm	10 - 20 mm
Reynaers®	CS 86-HI	27.BCH.KS	ZA-BS027-OM	45 mm	36 mm	10 - 20 mm
Reynaers®	Eco	27.BCH.KS	ZA-BS027-OM	45 mm	36 mm	10 - 20 mm

Roof windows, outward opening, side installation

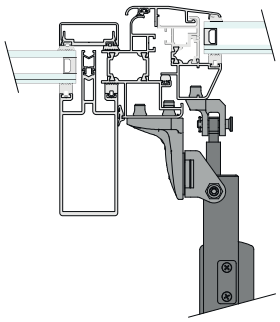

Profile manufacturer	Profile series	Art. No.	Bracket set
Aluprof®	MB-RW	27.BDL.KS	ZA-BS045-SM
Aluprof®	MB-SR50	27.BCV.KS	ZA-BS033-SM
Heroal®	180	27.BAK.KS	ZA-BS005-SM
Heroal®	180ES	27.BDJ.KS	ZA-BS041-SM
Jet-Brakel®	Ventria TG	27.BAP.KS	ZA-BS007-SM
Raico®	FRAME+ 100/120RI	27.BDS.KS	ZA-BS048-SM
Raico®	FRAME+ 100RI-T	27.BDU.KS	ZA-BS050-SM
Raico®	FRAME+ 120RI-T	27.BDW.KS	ZA-BS052-SM
Raico®	WING 105D	27.BCZ.KS	ZA-BS043-SM
Reynaers®	CR 120	27.BBY.KS	ZA-BS020-SM
Reynaers®	Flush Roof Vent	27.BDF.KS	ZA-BS038-SM
Sapa®	SFB 5050	27.BBN.KS	ZA-BS015-SM
Sapa®	SFB 5060	27.BBN.KS	ZA-BS015-SM
Schüco®	AWS 57 RO (331 810)	27.BCP.KS	ZA-BS031-SM
Schüco®	AWS 57 RO (331 820)	27.BCP.KS	ZA-BS031-SM
Schüco®	AWS 57 RO (369 770)	27.BCN.KS	ZA-BS029-SM
Schüco®	AWS 57 RO (369 780)	27.BCN.KS	ZA-BS029-SM
Schüco®	Royal S 106D	27.BBD.KS	ZA-BS011-SM
Schüco®	Royal S 88D	27.BAT.KS	ZA-BS009-SM
Wicona®	WICTEC 50/60	27.BAE.KS	ZA-BS002-SM

We reserve the right to make changes.
©2020 D+H Mechatronic AG, Ammersbek

Roof windows, outward opening, installation opposite the hinge

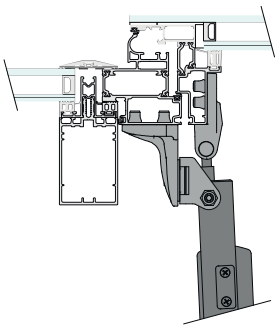

Profile manufacturer	Profile series	Art. No.	Bracket set
Aluprof®	MB-RW	27.BDK.KS	ZA-BS044-OM
Aluprof®	MB-SR50	27.BCW.KS	ZA-BS034-OM
Heroal®	180	27.BAM.KS	ZA-BS006-OM
Heroal®	180ES	27.BDH.KS	ZA-BS040-OM
Jet-Brakel®	Ventria TG	27.BAR.KS	ZA-BS008-OM
Raico®	FRAME+ 100/120RI	27.BDT.KS	ZA-BS049-OM
Raico®	FRAME+ 100RI-T	27.BDV.KS	ZA-BS051-OM
Raico®	FRAME+ 120RI-T	27.BDX.KS	ZA-BS053-OM
Raico®	WING 105D	27.BDA.KS	ZA-BS042-OM
Reynaers®	CR 120	27.BBZ.KS	ZA-BS021-OM
Reynaers®	Flush Roof Vent	27.BDE.KS	ZA-BS037-OM
Sapa®	SFB 5050	27.BBP.KS	ZA-BS016-OM
Sapa®	SFB 5060	27.BBP.KS	ZA-BS016-OM
Schüco®	AWS 57 RO (331 810)	27.BCR.KS	ZA-BS030-OM
Schüco®	AWS 57 RO (331 820)	27.BCR.KS	ZA-BS030-OM
Schüco®	AWS 57 RO (369 770)	27.BCM.KS	ZA-BS028-OM
Schüco®	AWS 57 RO (369 780)	27.BCM.KS	ZA-BS028-OM
Schüco®	Royal S 106D	27.BBE.KS	ZA-BS012-OM
Schüco®	Royal S 88D	27.BBC.KS	ZA-BS010-OM
Wicona®	WICTEC 50/60	27.BAF.KS	ZA-BS001-OM

Bracket sets for ZA

ZA-BS043-SM

ZA-BS044-OM

ZA-BS045-SM

Performance features

- Optimal adaptation of bracket sets to the respective profile system
- Solutions tested as complete systems for SHEV applications in accordance with EN 12101-2
- All materials required fastening materials are included in the scope of supply of the bracket sets
- Special colour as an option at the customer's request
- Application drawings suitable for window and façade manufacturers available

We reserve the right to make changes.
©2020 D+H Mechatronic AG, Ammersbek

Roof window, outward opening

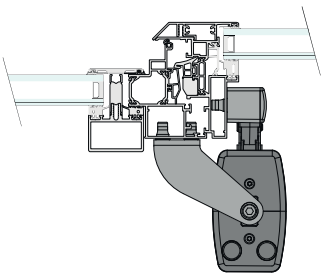

Profile manufacturer	Profile series	Art. No.	Bracket set
Aluprof®	MB-RW	26.CBG.KS	CDP-TW-BS022-OM
Aluprof®	MB-SR50	26.CAU.KS	CDP-TW-BS010-OM
Gutmann®	S70 roof	26.CAU.KS	CDP-TW-BS010-OM
Heroal®	180	26.CAZ.KS	CDP-TW-BS015-OM
Hueck®	1.0	26.CAX.KS	CDP-TW-BS013-OM
Jet-Brakel®	Ventria TG	26.CAX.KS	CDP-TW-BS013-OM
Raico®	FRAME+ 100/120RI	26.CBO.KS	CDP-TW-BS025-OM
Raico®	FRAME+ 100RI-T	26.CBQ.KS	CDP-TW-BS027-OM
Raico®	FRAME+ 120RI-T	26.CBS.KS	CDP-TW-BS029-OM
Raico®	WING 105D	26.CAU.KS	CDP-TW-BS010-OM
Raico®	WING 105DI	26.CBB.KS	CDP-TW-BS020-OM
Raico®	WING 50	26.CBE.KS	CDP-TW-BS018-OM
Reynaers®	Flush Roof Vent	26.CAW.KS	CDP-TW-BS012-OM
Sapa®	SFB 5050	26.CAX.KS	CDP-TW-BS013-OM
Schüco®	AWS 57 RO (331 820)	26.CAV.KS	CDP-TW-BS011-OM
Schüco®	AWS 57 RO (369 780)	26.CAT.KS	CDP-TW-BS009-OM
Technal®	MX	26.CAU.KS	CDP-TW-BS010-OM
Wicona®	WICTEC 50/60	26.CAU.KS	CDP-TW-BS010-OM

Bracket sets for CDP-TW



CDP-TW-BS009-OM



CDP-TW-BS011-OM



CDP-TW-BS020-OM

Performance features

- Optimal adaptation of bracket sets to the respective profile system
- Solutions tested as complete systems for SHEV applications in accordance with EN 12101-2
- All materials required fastening materials are included in the scope of supply of the bracket sets
- Special colour as an option at the customer's request
- Application drawings suitable for window and façade manufacturers available

We reserve the right to make changes.
©2020 D+H Mechatronic AG, Ammersbek

Roof window, outward opening

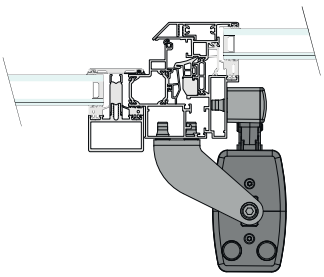

Profile manufacturer	Profile series	Art. No.	Bracket set
Aluprof®	MB-RW	26.CBF.KS	CDP-BS021-OM
Aluprof®	MB-SR50	26.CAK.KS	CDP-BS002-OM
Gutmann®	S70 roof	26.CAK.KS	CDP-BS002-OM
Heroal®	180	26.CAP.KS	CDP-BS007-OM
Heroal®	C 50 HI	26.CBM.KS	CDP-BS023-OM
Hueck®	1.0	26.CAN.KS	CDP-BS005-OM
Jet-Brakel®	Ventria TG	26.CAN.KS	CDP-BS005-OM
Raico®	FRAME+ 100/120RI	26.CBN.KS	CDP-BS024-OM
Raico®	FRAME+ 100RI-T	26.CBP.KS	CDP-BS026-OM
Raico®	FRAME+ 120RI-T	26.CBR.KS	CDP-BS028-OM
Raico®	WING 105D	26.CAK.KS	CDP-BS002-OM
Raico®	WING 105DI	26.CAS.KS	CDP-BS019-OM
Raico®	WING 50	26.CBD.KS	CDP-BS017-OM
Reynaers®	Flush Roof Vent	26.CAM.KS	CDP-BS004-OM
Sapa®	SFB 5050	26.CAN.KS	CDP-BS005-OM
Schüco®	AWS 57 RO (331 820)	26.CAL.KS	CDP-BS003-OM
Schüco®	AWS 57 RO (369 780)	26.CAJ.KS	CDP-BS001-OM
Technal®	MX	26.CAK.KS	CDP-BS002-OM
Wicona®	WICTEC 50/60	26.CAK.KS	CDP-BS002-OM

Bracket sets for CDP

CDP-BS001-OM



CDP-BS002-OM



CDP-BS019-OM

Performance features

- Optimal adaptation of bracket sets to the respective profile system
- Solutions tested as complete systems for SHEV applications in accordance with EN 12101-2
- All materials required fastening materials are included in the scope of supply of the bracket sets
- Special colour as an option at the customer's request
- Application drawings suitable for window and façade manufacturers available

We reserve the right to make changes.
©2020 D+H Mechatronic AG, Ammersbek

Projected top-hung, parallel opening window, outward opening

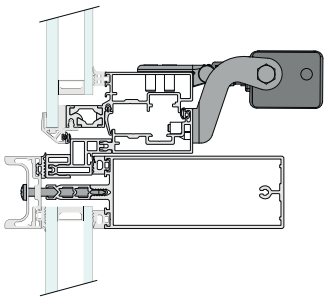

Profile manufacturer	Profile series	Art. No.	Bracket set
Schüco®	AWS 102 SK (339 470)	26.ADB.KS	KA-TW-BS045-VFO
Schüco®	AWS 102 SK (339 490)	26.AEG.KS	KA-TW-BS068-VFO

Universal bracket sets, inward opening

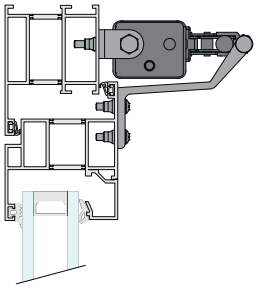

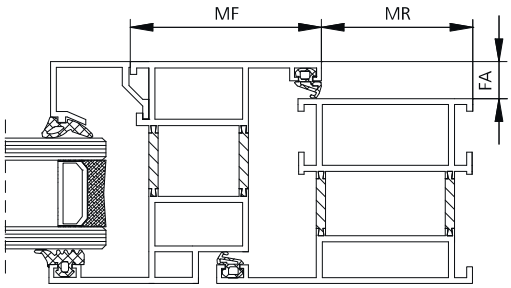

Application	Art. No.	Bracket set	MF	MR	FA
Side-hung vent, inward opening	26.AFK.KS	KA-TW-BS084-VFIS	48 mm	45 mm	0 - 20 mm
Inward opening	26.ACX.KS	KA-TW-BS041-VSI	40 mm	29 mm	0 - 20 mm
Inward opening	26.ADD.KS	KA-TW-BS047-VFI	42 mm	46 mm	0 - 20 mm

Universal bracket sets, outward opening

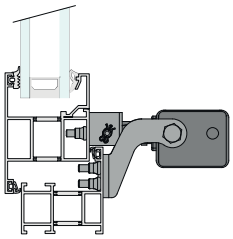

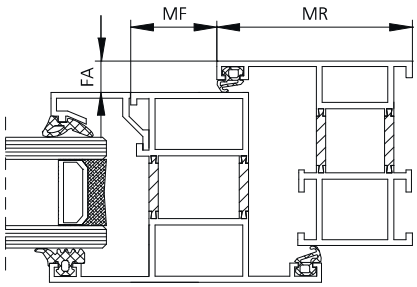

Application	Art. No.	Bracket set	MF	MR	FA
Outward opening	26.ADP.KS	KA-TW-BS052-VFO	30 mm	30 mm	0 - 20 mm

Top-hung window, outward opening

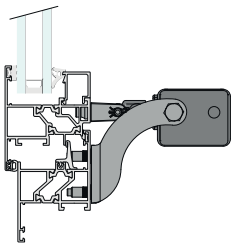

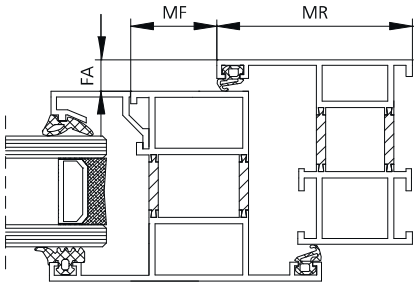

Profile manufacturer	Profile series	Art. No.	Bracket set	MF	MR	FA
Aluprof®	MB 59 Casement	26.AFD.KS	KA-TW-BS079-VFO	14 mm	45 mm	0 - 20 mm
Reynaers®	CS 59	26.ACV.KS	KA-TW-BS039-VFO	48 mm	45 mm	0 - 20 mm
Reynaers®	CS 68	26.ACV.KS	KA-TW-BS039-VFO	48 mm	45 mm	0 - 20 mm
Reynaers®	CS 77	26.ACV.KS	KA-TW-BS039-VFO	48 mm	45 mm	0 - 20 mm
Reynaers®	CS 86-HI	26.ACV.KS	KA-TW-BS039-VFO	48 mm	45 mm	0 - 20 mm
Reynaers®	Eco	26.ACV.KS	KA-TW-BS039-VFO	48 mm	45 mm	0 - 20 mm
Schüco®	AWS 65	26.ACV.KS	KA-TW-BS039-VFO	48 mm	45 mm	0 - 20 mm
Schüco®	AWS 70	26.ACV.KS	KA-TW-BS039-VFO	48 mm	45 mm	0 - 20 mm
Schüco®	AWS 75	26.ACV.KS	KA-TW-BS039-VFO	48 mm	45 mm	0 - 20 mm
Skandinaviska®	SGS	26.AFB.KS	KA-TW-BS078-VFO			

Side-hung vent window, inward opening

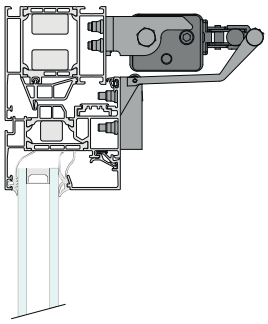

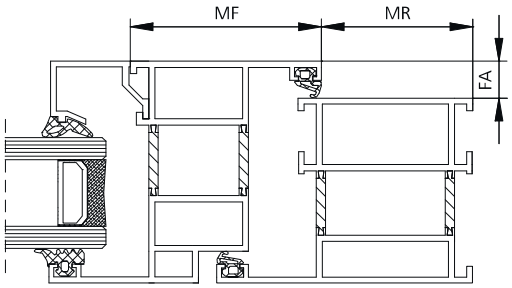

Profile manufacturer	Profile series	Art. No.	Bracket set	MF	MR	FA
Reynaers®	CS 59	26.AFM.KS	KA-TW-BS086-VFIS	48 mm	45 mm	0 - 20 mm
Reynaers®	CS 68	26.AFM.KS	KA-TW-BS086-VFIS	48 mm	45 mm	0 - 20 mm
Reynaers®	CS 77	26.AFM.KS	KA-TW-BS086-VFIS	48 mm	45 mm	0 - 20 mm
Reynaers®	CS 86-HI	26.AFM.KS	KA-TW-BS086-VFIS	48 mm	45 mm	0 - 20 mm
Reynaers®	Eco	26.AFM.KS	KA-TW-BS086-VFIS	48 mm	45 mm	0 - 20 mm
Schüco®	AWS 65	26.AFM.KS	KA-TW-BS086-VFIS	48 mm	45 mm	0 - 20 mm
Schüco®	AWS 70	26.AFM.KS	KA-TW-BS086-VFIS	48 mm	45 mm	0 - 20 mm
Schüco®	AWS 75	26.AFM.KS	KA-TW-BS086-VFIS	48 mm	45 mm	0 - 20 mm

We reserve the right to make changes.
©2020 D+H Mechatronic AG, Ammersbek

Roof window, outward opening

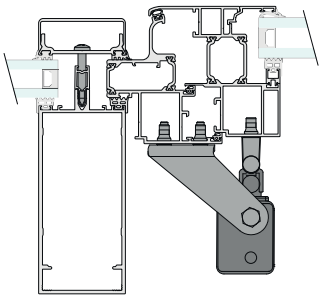

Profile manufacturer	Profile series	Art. No.	Bracket set
Aluprof®	MB-RW	26.AGB.KS	KA-TW-BS097-VFO
Aluprof®	MB-SR50	26.ACP.KS	KA-TW-BS035-VFO
Gutmann®	S70 roof	26.ACE.KS	KA-TW-BS026-VFO
Heroal®	180	26.ACH.KS	KA-TW-BS029-VFO
Heroal®	180ES	26.AFV.KS	KA-TW-BS091-VFO
Jet-Brakel®	Ventria TG	26.ACL.KS	KA-TW-BS032-VFO
Raico®	FRAME+ 100/120RI	26.AGH.KS	KA-TW-BS100-VFO
Raico®	FRAME+ 100/120RI-T	26.AGM.KS	KA-TW-BS102-VFO
Raico®	WING 105D	26.ACE.KS	KA-TW-BS026-VFO
Reynaers®	CR 120	26.ACJ.KS	KA-TW-BS030-VFO
Reynaers®	Flush Roof Vent	26.AFG.KS	KA-TW-BS081-VFO
Sapa®	SFB 5050	26.ACK.KS	KA-TW-BS031-VFO
Sapa®	SFB 5060	26.ACK.KS	KA-TW-BS031-VFO
Schüco®	AWS 57 RO	26.AEA.KS	KA-TW-BS064-VFO
Schüco®	Royal S 106D	26.ACG.KS	KA-TW-BS028-VFO
Schüco®	Royal S 88D	26.ACF.KS	KA-TW-BS027-VFO
Technal®	MX	26.ACP.KS	KA-TW-BS035-VFO
Wicona®	WICTEC 50/60	26.ACE.KS	KA-TW-BS026-VFO

Bracket sets for KA-TW



KA-TW-BS041-VSI

KA-TW-BS047-VFI



KA-TW-BS052-VFO

Performance features

- Optimal adaptation of bracket sets to the respective profile system
- Solutions tested as complete systems for SHEV applications in accordance with EN 12101-2
- All materials required fastening materials are included in the scope of supply of the bracket sets
- Special colour as an option at the customer's request
- Application drawings suitable for window and façade manufacturers available

We reserve the right to make changes.
©2020 D+H Mechatronic AG, Ammersbek

Brackets for skylights

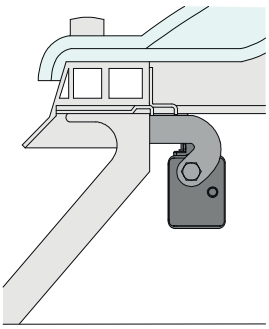

Skylight type	Art. No.	Bracket set
Jet®	21.051.70	LKJ-KA
Kleen®	21.050.60	LKK-KA
Lamilux®	21.052.50	LKL-KA

Universal bracket sets, inward opening

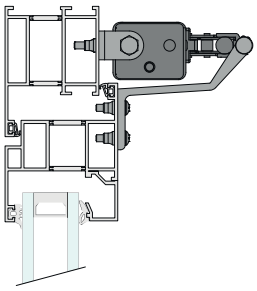

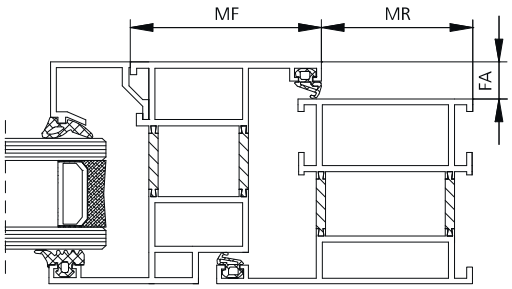

Application	Art. No.	Bracket set	MF	MR	FA
Window frame mounting, inward opening	26.ADC.KS	KA-BS046-VFI	42 mm	46 mm	0 - 20 mm
Window frame mounting, inward opening	26.AFJ.KS	KA-BS083-VFIS	48 mm	45 mm	0 - 20 mm
Sash mounting, inward opening	26.ACW.KS	KA-BS040-VSI	40 mm	29 mm	0 - 20 mm
Side-hung vent, inward opening	26.AFR.KS	KA-BS088-VSIS	40 mm	32 mm	0 - 20 mm
Inward opening, variable	26.ADT.KS	KA-BS059-VFI	60 mm	49 mm	48 - 112 mm

Universal bracket sets, outward opening

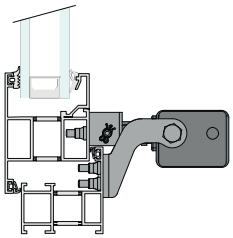

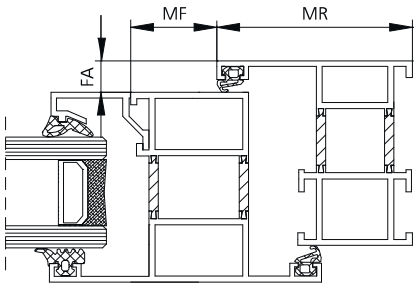

Application	Art. No.	Bracket set	MF	MR	FA
Window frame mounting, outward opening	26.ADG.KS	KA-BS050-VFO	30 mm	30 mm	0 - 20 mm

We reserve the right to make changes.
©2020 D+H Mechatronic AG, Ammersbek

Side-hung vent window, inward opening

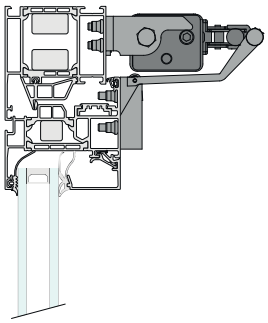

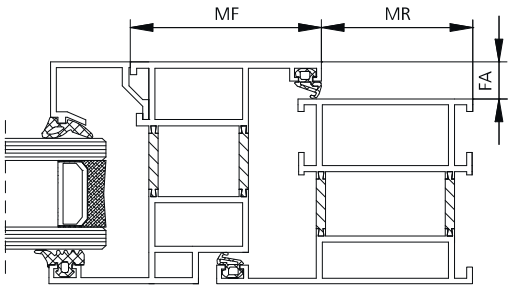

Profile manufacturer	Profile series	Art. No.	Bracket set	MF	MR	FA
Reynaers®	CS 59	26.AFL.KS	KA-BS085-VFIS	48 mm	45 mm	0 - 20 mm
Reynaers®	CS 68	26.AFL.KS	KA-BS085-VFIS	48 mm	45 mm	0 - 20 mm
Reynaers®	CS 77	26.AFL.KS	KA-BS085-VFIS	48 mm	45 mm	0 - 20 mm
Reynaers®	CS 86-HI	26.AFL.KS	KA-BS085-VFIS	48 mm	45 mm	0 - 20 mm
Reynaers®	Eco	26.AFL.KS	KA-BS085-VFIS	48 mm	45 mm	0 - 20 mm
Schüco®	AWS 65	26.AFL.KS	KA-BS085-VFIS	48 mm	45 mm	0 - 20 mm
Schüco®	AWS 70	26.AFL.KS	KA-BS085-VFIS	48 mm	45 mm	0 - 20 mm
Schüco®	AWS 75	26.AFL.KS	KA-BS085-VFIS	48 mm	45 mm	0 - 20 mm

Projected top-hung, parallel opening window, outward opening

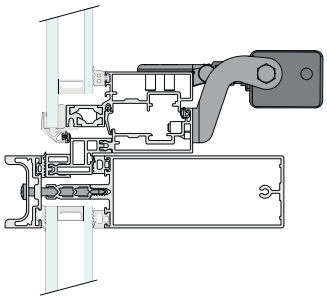

Profile manufacturer	Profile series	Art. No.	Bracket set
Gutmann®	S70 roof	26.AAF.KS	KA-BS001-VFO
Gutmann®	S70 SK	26.AAY.KS	KA-BS006-VFO
Raico®	FRAME+ 75 WA	26.AFX.KS	KA-BS093-VFO
Raico®	WING 50 SK-R	26.AAY.KS	KA-BS006-VFO
Raico®	WING 50 SK-S	26.AAY.KS	KA-BS006-VFO
Reynaers®	CW 50	26.AEN.KS	KA-BS075-VFO
Schüco®	AWS 102 SK (339 470)	26.AAF.KS	KA-BS001-VFO
Schüco®	AWS 102 SK (339 490)	26.ADJ.KS	KA-BS051-VFO

Top-hung window, outward opening

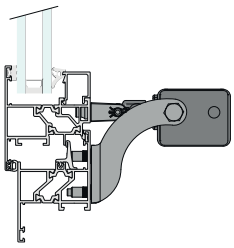

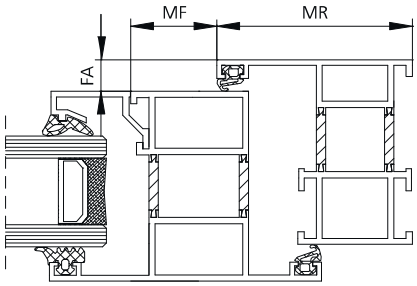

Profile manufacturer	Profile series	Art. No.	Bracket set	MF	MR	FA
Aluprof®	MB 59 Casement	26.AEY.KS	KA-BS076-VFO	14 mm	45 mm	0 - 20 mm
Raico®	WING 50 A-R	26.AAY.KS	KA-BS006-VFO			
Raico®	WING 50 A-S	26.AAY.KS	KA-BS006-VFO			
Reynaers®	CS 59	26.ACS.KS	KA-BS036-VFO	25 mm	40 mm	5 - 15 mm
Reynaers®	CS 68	26.ACS.KS	KA-BS036-VFO	25 mm	40 mm	5 - 15 mm
Reynaers®	CS 77	26.ACS.KS	KA-BS036-VFO	25 mm	40 mm	5 - 15 mm
Reynaers®	CS 86-HI	26.ACS.KS	KA-BS036-VFO	25 mm	40 mm	5 - 15 mm
Reynaers®	Eco	26.ACS.KS	KA-BS036-VFO	25 mm	40 mm	5 - 15 mm
Sapa®	SFB 1074	26.AEJ.KS	KA-BS074-VFO	12 mm	55 mm	5 - 15 mm
Schüco®	AWS 65	26.ACS.KS	KA-BS036-VFO	25 mm	40 mm	5 - 15 mm
Schüco®	AWS 70	26.ACS.KS	KA-BS036-VFO	25 mm	40 mm	5 - 15 mm
Schüco®	AWS 75	26.ACS.KS	KA-BS036-VFO	25 mm	40 mm	5 - 15 mm
Skandinaviska®	SGS	26.AEZ.KS	KA-BS077-VFO			

Bottom-hung and side-hung window, inward opening

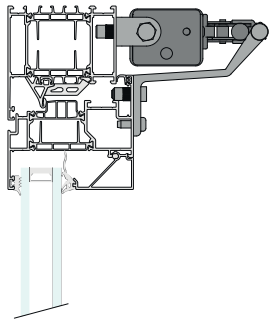

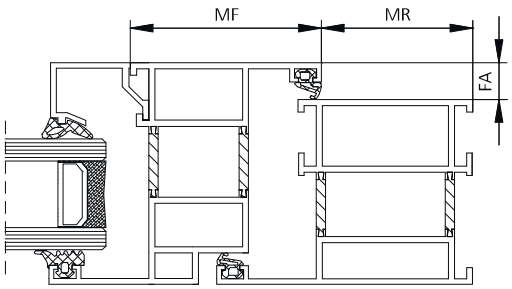

Profile manufacturer	Profile series	Art. No.	Bracket set	MF	MR	FA
Raico®	FRAME+ 75	26.AFW.KS	KA-BS092-VFI	42 mm	46 mm	0 - 20 mm
Raico®	FRAME+ 75	26.AFY.KS	KA-BS094-VSI	40 mm	29 mm	0 - 20 mm
Raico®	FRAME+ 75 WI	26.AFY.KS	KA-BS094-VSI	40 mm	29 mm	0 - 20 mm
Raico®	FRAME+ 90 WI	26.AFW.KS	KA-BS092-VFI	42 mm	46 mm	0 - 20 mm

We reserve the right to make changes.
©2020 D+H Mechatronic AG, Ammersbek

Roof window, outward opening

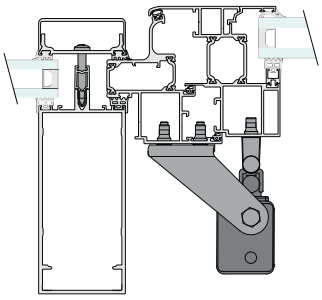

Profile manufacturer	Profile series	Art. No.	Bracket set
Aluprof®	MB-RW	26.AGA.KS	KA-BS096-VFO
Aluprof®	MB-SR50	26.ABY.KS	KA-BS020-VFO
Gutmann®	S70 roof	26.AAJ.KS	KA-BS002-VFO
Heroal®	180ES	26.AFU.KS	KA-BS090-VFO
Jet-Brakel®	Ventria TG	26.AAX.KS	KA-BS005-VFO
Raico®	FRAME+ 100/120RI	26.AGG.KS	KA-BS099-VFO
Raico®	FRAME+ 100/120RI-T	26.AGL.KS	KA-BS101-VFO
Raico®	WING 105D	26.AAJ.KS	KA-BS002-VFO
Reynaers®	CR 120	26.ABM.KS	KA-BS013-VFO
Reynaers®	Flush Roof Vent	26.AFE.KS	KA-BS080-VFO
Sapa®	SFB 5050	26.ABR.KS	KA-BS015-VFO
Sapa®	SFB 5060	26.ABR.KS	KA-BS015-VFO
Schüco®	AWS 57 RO	26.ADY.KS	KA-BS062-VFO
Schüco®	Royal S 106D	26.ABG.KS	KA-BS010-VFO
Schüco®	Royal S 47D	26.ADR.KS	KA-BS053-VFO
Schüco®	Royal S 88D	26.ABF.KS	KA-BS009-VFO
Technal®	MX	26.ABY.KS	KA-BS020-VFO
Wicona®	WICLINE 65	26.AFP.KS	KA-BS087-VFO
Wicona®	WICTEC 50/60	26.AAJ.KS	KA-BS002-VFO

Bracket sets for KA

KA-BS050-VFO



KA-BS040-VSI

KA-BS046-VFI

Performance features

- Optimal adaptation of bracket sets to the respective profile system
- Solutions tested as complete systems for SHEV applications in accordance with EN 12101-2
- All materials required fastening materials are included in the scope of supply of the bracket sets
- Special colour as an option at the customer's request
- Application drawings suitable for window and façade manufacturers available

We reserve the right to make changes.
©2020 D+H Mechatronic AG, Ammersbek

Drawbridge application

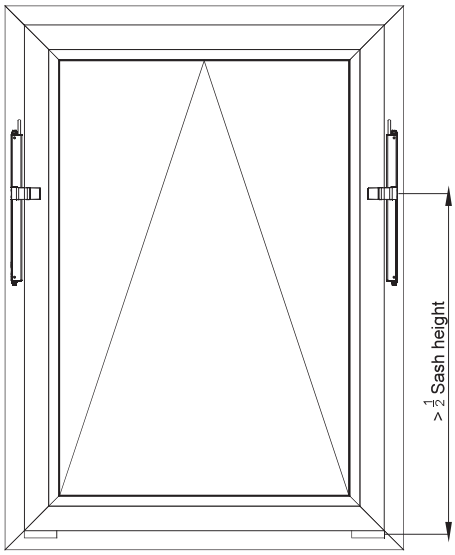

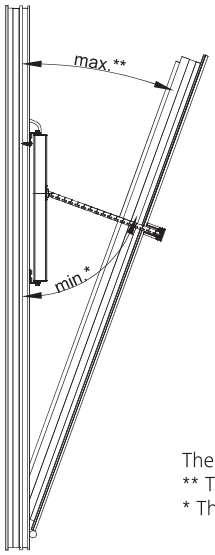

The drive must be mounted in the upper half of the opening sash.
** The opening angle of the window must not exceed 60°.
* The chain angle must not be less than 60°.

- The drawbridge application is available via “option ZB” for the CDC-0252-1-ACB (24 V DC) and CDC-0252-5-ACB (230 V AC).
- The drive will be delivered with a special chain guide and a special configuration.
- Do not use drives with side bow chains.
- Do not use standard drives.
- For installation use the bracket sets: BS-CDC-PI01-M-VFI and BS-CDC-PA01-M-VFO.

Trapezoidal application

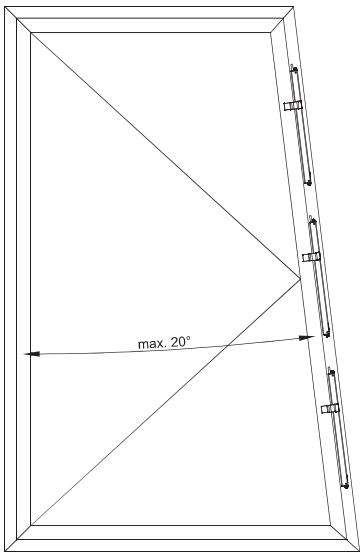

- While mounting the drive you have to make sure that the chain side is always installed towards the long window side.
- The drive with the longest stroke within the synchronous group has to be adressed as Master.
- Dimensions of the trapezoidal window: A window width of 2-3 m is recommended.
- The smallest chain stroke must not be less than 50 % to the largest chain stroke.

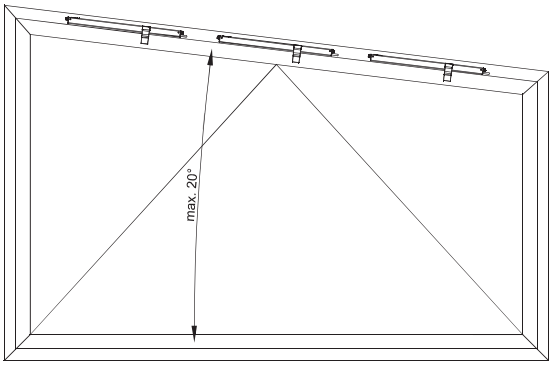

- The trapezoidal application is available for the CDC-0252-1-ACB and CDC-0252-5-ACB with side bow chain and a maximum stroke length of 800 mm.
- The drives can either be mounted on or integrated into the window profile.
- Information about the size of the drive groups for each trapezoidal window:
  - CDC-0252-1-ACB (24 V DC): 3 drive group
  - CDC-0252-5-ACB (230 V AC): 2 drive group
- For installation use the bracket sets: BS-CDC-PI01-M-VFI, BS-CDC-PA01-M-VFO and BS-CDC-PI01-O-VSI.

Side bow chain SBD / SBU

Drive chain with rigid backing, for non-pivoting (fixed) drives

Mounted installation

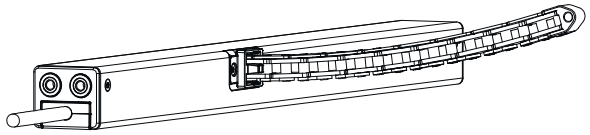

Side bow chain SBD

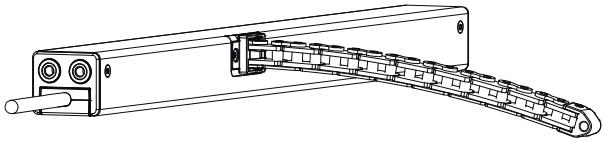

Side bow chain SBU

Integrated installation

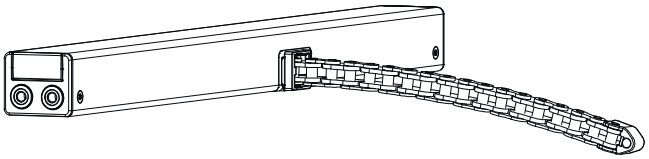

Side bow chain SBD

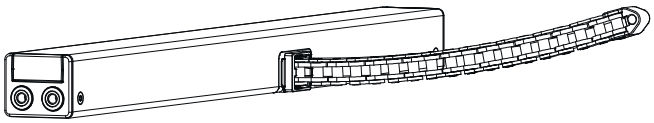

Side bow chain SBU

The specifications apply to **non-pivoting** drive installation.

Standard chain

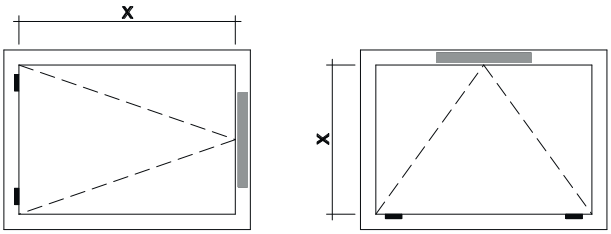

Minimum dimension (x) (mm) = stroke (mm) x 3.9

Side bow chain

Stroke	Minimum dimension (x)
350 mm	550 mm
400 mm	650 mm
500 mm	800 mm
600 mm	950 mm
800 mm	1250 mm
1000 mm	1550 mm

We reserve the right to make changes.
©2020 D+H Mechatronic AG, Ammersbek

Roof windows, stroke 600 mm

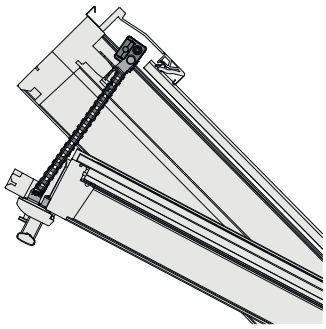

Profile manufacturer	Profile series	Art. No.	Bracket set
VELUX®	GGL	25.ACH.KS	CDC-BS023
VELUX®	GGU	25.ACH.KS	CDC-BS023

Universal bracket sets, inward opening

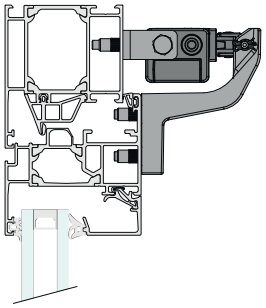

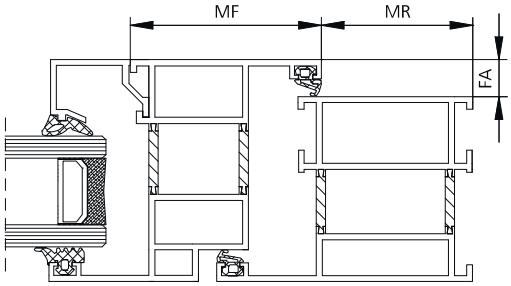

Application	Art. No.	Bracket set	MF	MR	FA
Window frame mounting, inward opening	26.800.01	BS-CDC-PI01-M-VFI	39 mm	40 mm	5 - 20 mm
Sash mounting, inward opening	26.800.02	BS-CDC-PI01-O-VSI	42 mm	25 mm	8 - 11 mm

Universal bracket sets, outward opening

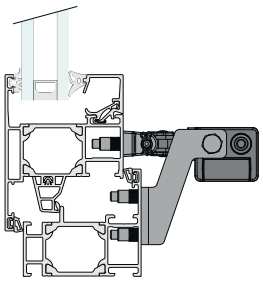

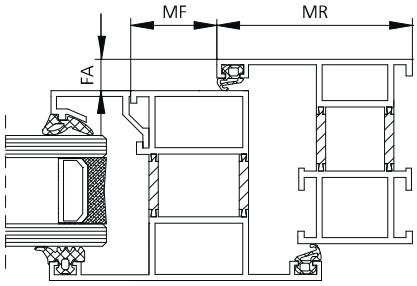

Application	Art. No.	Bracket set	MF	MR	FA
Window frame mounting, outward opening	26.800.03	BS-CDC-PA01-M-VFO	21 mm	42 mm	0 - 20 mm
Window frame mounting, outward opening	25.AGN.KS	CDC-BS076-VFO	21 mm	30 mm	8 - 11 mm

We reserve the right to make changes.
©2020 D+H Mechatronic AG, Ammersbek

Projected top-hung, parallel opening window, outward opening

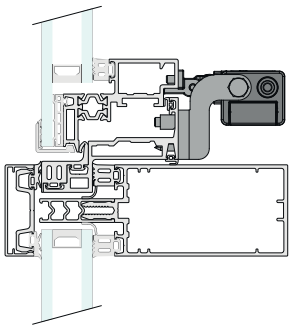

Profile manufacturer	Profile series	Art. No.	Bracket set
Gutmann®	S70 SK	25.ACE.KS	CDC-BS021-VFO
Raico®	FRAME+ 75 WA	25.AHH.KS	CDC-BS090-VFO
Raico®	WING 50 SK-R	25.ACE.KS	CDC-BS021-VFO
Reynaers®	CW 50	25.ADW.KS	CDC-BS038-VFO
Sapa®	SFB 1074	25.AFZ.KS	CDC-BS069-VFO
Sapa®	SFB 1074 + additional profile	25.AGC.KS	CDC-BS070-VFO
Schüco®	AWS 102	25.ABE.KS	CDC-BS009-VFO
Skandinaviska®	SG 2000	25.AGA.KS	CDC-BS064-VFO

Roof windows, stroke 350 mm

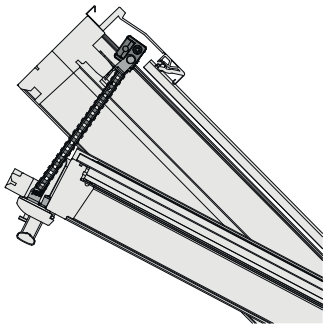

Profile manufacturer	Profile series	Art. No.	Bracket set
VELUX®	GGL	25.ACG.KS	CDC-BS022
VELUX®	GGU	25.ACG.KS	CDC-BS022

Bottom-hung and side-hung window, inward opening

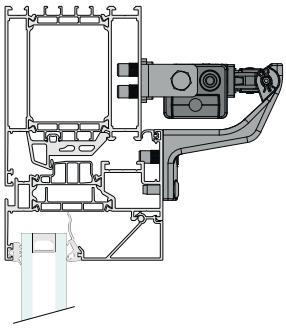

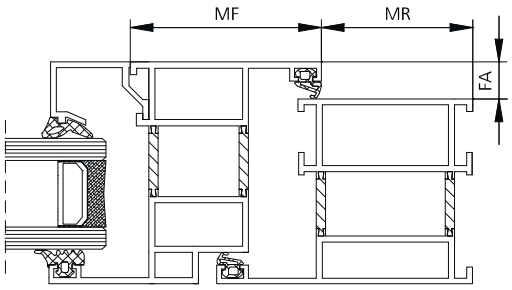

Profile manufacturer	Profile series	Art. No.	Bracket set	MF	MR	FA
Raico®	FRAME+ 75	25.AHG.KS	CDC-BS089-VFI	39 mm	40 mm	0 - 15 mm
Raico®	FRAME+ 75 WI	25.AHJ.KS	CDC-BS091-VSI	41 mm	25 mm	0 - 15 mm
Raico®	FRAME+ 90 WI	25.AHG.KS	CDC-BS089-VFI	39 mm	40 mm	0 - 15 mm

Bottom-hung and side-hung window, outward opening

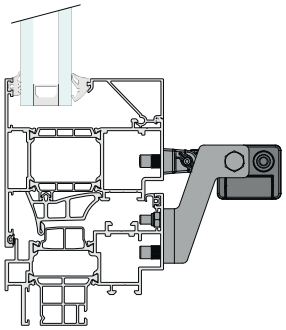

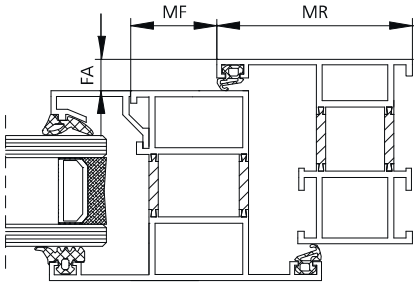

Profile manufacturer	Profile series	Art. No.	Bracket set	MF	MR	FA
Raico®	FRAME+ 75 WA	25.AHH.KS	CDC-BS090-VFO	21 mm	45 mm	0 - 15 mm

We reserve the right to make changes.
©2020 D+H Mechatronic AG, Ammersbek

Bottom-hung and side-hung windows, inward opening, integrated, stroke 350 mm

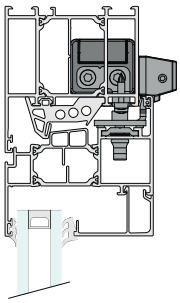

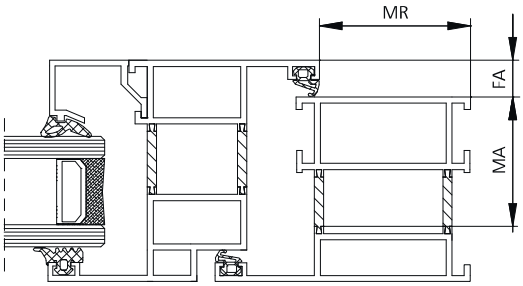

Profile manufacturer	Profile series	Art. No.	Bracket set	MR	MA	FA
Wooden window frame profiles		25.AAA.KS	CDC-BS001-IFI	35 mm	52 mm	5 - 20 mm
Wooden window frame profiles		25.ABF.KS	CDC-BS010-IFI	35 mm	52 mm	5 - 20 mm
Wooden window frame profiles		25.AHM.KS	CDC-BS094-IFI (WH)	22 mm	44 mm	33 mm
Schüco®	AWS xx	25.ADN.KS	CDC-BS034-IFI	49 mm	38 mm	10 mm
Schüco®	Corona SI	25.AHL.KS	CDC-BS092-IFI (WH)	22 mm	44 mm	33 mm
Schüco®	Royal S xx.HI	25.ADN.KS	CDC-BS034-IFI	49 mm	38 mm	11 mm
Wicona®	WICLINE 65	25.AHD.KS	CDC-BS082-IFIS	45 mm	38 mm	10 mm
Wicona®	WICLINE 75 EVO	25.AHD.KS	CDC-BS082-IFIS	45 mm	38 mm	10 mm

Bottom-hung and side-hung windows, inward opening, integrated, stroke 600 mm

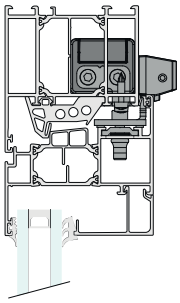

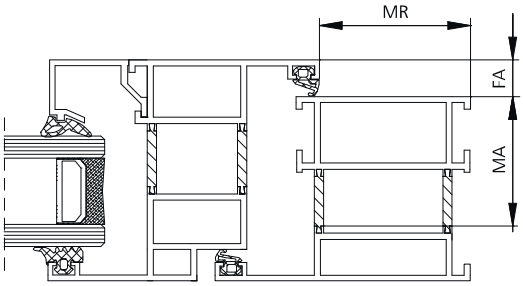

Profile manufacturer	Profile series	Art. No.	Bracket set	MR	MA	FA
Wooden window frame profiles		25.AAA.KS	CDC-BS001-IFI	35 mm	52 mm	5 - 20 mm
Wooden window frame profiles		25.ABF.KS	CDC-BS010-IFI	35 mm	52 mm	5 - 20 mm
Wooden window frame profiles		25.AHM.KS	CDC-BS094-IFI (WH)	22 mm	44 mm	33 mm
Schüco®	AWS xx	25.ADP.KS	CDC-BS035-IFI	49 mm	38 mm	10 mm
Schüco®	Corona SI	25.AHV.KS	CDC-BS093-IFI (WH)	22 mm	44 mm	33 mm
Schüco®	Royal S xx.HI	25.ADP.KS	CDC-BS035-IFI	49 mm	38 mm	10 mm
Wicona®	WICLINE 65	25.AHE.KS	CDC-BS083-IFIS	45 mm	38 mm	10 mm
Wicona®	WICLINE 75 EVO	25.AHE.KS	CDC-BS083-IFIS	45 mm	38 mm	10 mm

Bracket sets for CDC



CDC-BS089-VFI

BS-CDC-PA01-M-VFO



BS-CDC-PI01-M-VFI

Performance features

- Optimal adaptation of bracket sets to the respective profile system
- Solutions tested as complete systems for SHEV applications in accordance with EN 12101-2
- All materials required fastening materials are included in the scope of supply of the bracket sets
- Special colour as an option at the customer's request
- Application drawings suitable for window and façade manufacturers available

We reserve the right to make changes.
©2020 D+H Mechatronic AG, Ammersbek

Drilling template

Type	Art. No.	Bracket set	Colour
DTP 4	68.700.47	VCD-BS004-VFI	Red
DTP 5	68.700.48	VCD-BS001-VSI	Grey
DTP 6	68.700.49	VCD-BS007-VFO	White

Universal bracket sets, inward opening

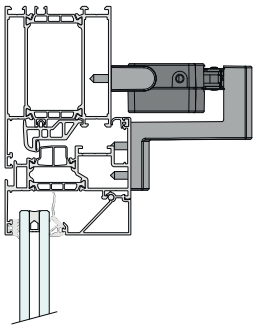

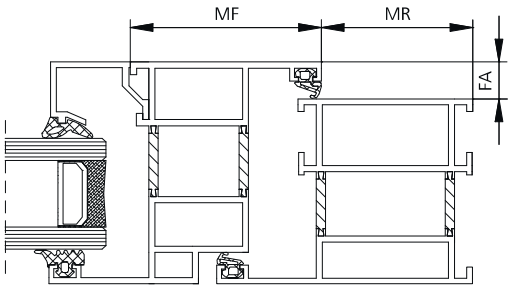

Application	Art. No.	Bracket set	MF	MR	FA
Façade window, inward opening	25.CAB.KS	VCD-BS001-VSI (SR)	43 mm	21 mm	0 - 15 mm
Façade window, inward opening	25.CAA.KS	VCD-BS001-VSI (BK)	43 mm	21 mm	0 - 15 mm
Façade window, inward opening	25.CAC.KS	VCD-BS001-VSI (WH)	43 mm	21 mm	0 - 15 mm
Façade window, inward opening	25.CAE.KS	VCD-BS004-VFI (SR)	42 mm	40 mm	0 - 15 mm
Façade window, inward opening	25.CAD.KS	VCD-BS004-VFI (BK)	42 mm	40 mm	0 - 15 mm
Façade window, inward opening	25.CAF.KS	VCD-BS004-VFI (WH)	42 mm	40 mm	0 - 15 mm

Universal bracket sets, outward opening

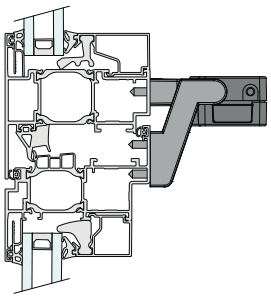

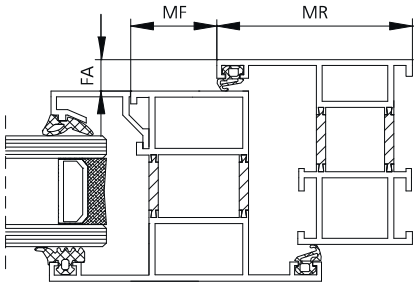

Application	Art. No.	Bracket set	MF	MR	FA
Façade window, outward opening	25.CAH.KS	VCD-BS007-VFO (SR)	25 mm	42 mm	0 - 15 mm
Façade window, outward opening	25.CAG.KS	VCD-BS007-VFO (BK)	25 mm	42 mm	0 - 15 mm
Façade window, outward opening	25.CAJ.KS	VCD-BS007-VFO (WH)	25 mm	42 mm	0 - 15 mm
Façade window, outward opening	25.BAD.KS	VCD-BS008-VFO	25 mm	42 mm	0 - 15 mm

We reserve the right to make changes.
©2020 D+H Mechatronic AG, Ammersbek

Roof windows

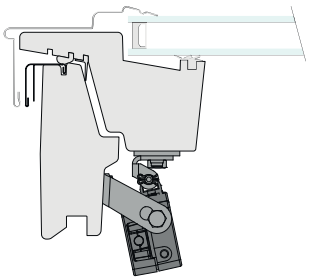

Profile manufacturer	Profile series	Art. No.	Bracket set
ROTO®	R6	25.BAB.KS	VCD-BS011-VFO (SR)
ROTO®	R6	25.BAC.KS	VCD-BS011-VFO (BK)
ROTO®	R6	25.BAA.KS	VCD-BS011-VFO (WH)
ROTO®	R8	25.BAB.KS	VCD-BS011-VFO (SR)
ROTO®	R8	25.BAC.KS	VCD-BS011-VFO (BK)
ROTO®	R8	25.BAA.KS	VCD-BS011-VFO (WH)
VELUX®	GGL	25.BAB.KS	VCD-BS011-VFO (SR)
VELUX®	GGL	25.BAC.KS	VCD-BS011-VFO (BK)
VELUX®	GGL	25.BAA.KS	VCD-BS011-VFO (WH)
VELUX®	GGU	25.BAB.KS	VCD-BS011-VFO (SR)
VELUX®	GGU	25.BAC.KS	VCD-BS011-VFO (BK)
VELUX®	GGU	25.BAA.KS	VCD-BS011-VFO (WH)
VELUX®	GHL	25.BAB.KS	VCD-BS011-VFO (SR)
VELUX®	GHL	25.BAC.KS	VCD-BS011-VFO (BK)
VELUX®	GHL	25.BAA.KS	VCD-BS011-VFO (WH)
VELUX®	GHU	25.BAB.KS	VCD-BS011-VFO (SR)
VELUX®	GHU	25.BAC.KS	VCD-BS011-VFO (BK)
VELUX®	GHU	25.BAA.KS	VCD-BS011-VFO (WH)
VELUX®	GPL	25.BAB.KS	VCD-BS011-VFO (SR)
VELUX®	GPL	25.BAC.KS	VCD-BS011-VFO (BK)
VELUX®	GPL	25.BAA.KS	VCD-BS011-VFO (WH)
VELUX®	GPU	25.BAB.KS	VCD-BS011-VFO (SR)
VELUX®	GPU	25.BAC.KS	VCD-BS011-VFO (BK)
VELUX®	GPU	25.BAA.KS	VCD-BS011-VFO (WH)

Façade windows, outward opening

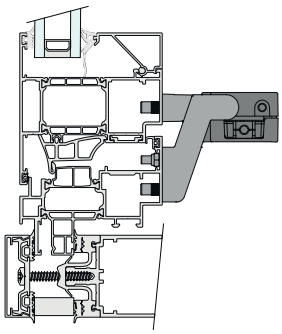

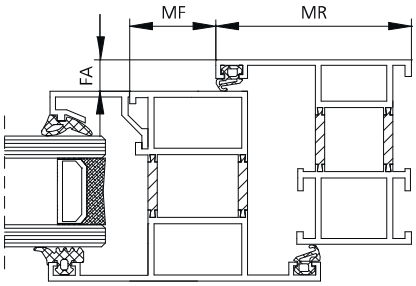

Profile manufacturer	Profile series	Art. No.	Bracket set	MF	MR	FA
Raico®	FRAME+ 75 WA	25.CAT.KS	VCD-BS019-VFO (SR)	25 mm	42 mm	0 - 15 mm
Raico®	FRAME+ 75 WA	25.CAS.KS	VCD-BS019-VFO (BK)	25 mm	42 mm	0 - 15 mm
Raico®	FRAME+ 75 WA	25.CAU.KS	VCD-BS019-VFO (WH)	25 mm	42 mm	0 - 15 mm

We reserve the right to make changes.
©2020 D+H Mechatronic AG, Ammersbek

Roof window, outward opening

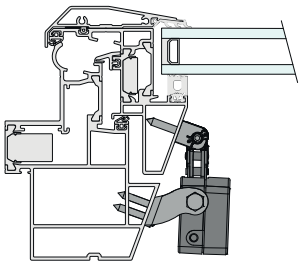

Profile manufacturer	Profile series	Art. No.	Bracket set
Reynaers®	CR 120	25.BAE.KS	VCD-BS014-VFO
Schüco®	AWS 57 RO	25.BAK.KS	VCD-BS010-VFO
Schüco®	Royal S 106D	25.BAF.KS	VCD-BS015-VFO
Schüco®	Royal S 47D	25.BAG.KS	VCD-BS016-VFO
Schüco®	Royal S 88D	25.BAK.KS	VCD-BS010-VFO

Façade windows, inward opening

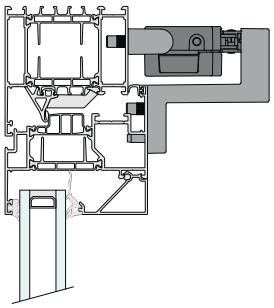

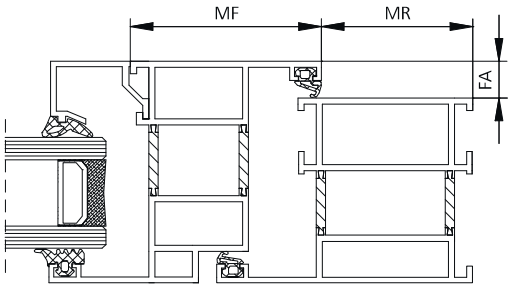

Profile manufacturer	Profile series	Art. No.	Bracket set	MF	MR	FA
Raico®	FRAME+ 75	25.CAL.KS	VCD-BS017-VSI (SR)	43 mm	21 mm	0 - 15 mm
Raico®	FRAME+ 75	25.CAK.KS	VCD-BS017-VSI (BK)	43 mm	21 mm	0 - 15 mm
Raico®	FRAME+ 75	25.CAM.KS	VCD-BS017-VSI (WH)	43 mm	21 mm	0 - 15 mm
Raico®	FRAME+ 75	25.CAP.KS	VCD-BS018-VFI (SR)	42 mm	40 mm	0 - 15 mm
Raico®	FRAME+ 75	25.CAN.KS	VCD-BS018-VFI (BK)	42 mm	40 mm	0 - 15 mm
Raico®	FRAME+ 75	25.CAR.KS	VCD-BS018-VFI (WH)	42 mm	40 mm	0 - 15 mm
Raico®	FRAME+ 90 WI	25.CAL.KS	VCD-BS017-VSI (SR)	43 mm	21 mm	0 - 15 mm
Raico®	FRAME+ 90 WI	25.CAK.KS	VCD-BS017-VSI (BK)	43 mm	21 mm	0 - 15 mm
Raico®	FRAME+ 90 WI	25.CAM.KS	VCD-BS017-VSI (WH)	43 mm	21 mm	0 - 15 mm
Raico®	FRAME+ 90 WI	25.CAP.KS	VCD-BS018-VFI (SR)	42 mm	40 mm	0 - 15 mm
Raico®	FRAME+ 90 WI	25.CAN.KS	VCD-BS018-VFI (BK)	42 mm	40 mm	0 - 15 mm
Raico®	FRAME+ 90 WI	25.CAR.KS	VCD-BS018-VFI (WH)	42 mm	40 mm	0 - 15 mm

Bracket sets for VCD

VCD-BS007-VFO (BK)



VCD-BS001-VSI (SR)



VCD-BS004-VFI (BK)

Performance features

- Optimal adaptation of bracket sets to the respective profile system
- All materials required fastening materials are included in the scope of supply of the bracket sets
- Special colour as an option at the customer's request
- Application drawings suitable for window and façade manufacturers available

We reserve the right to make changes.
©2020 D+H Mechatronic AG, Ammersbek

KA Series

Application	Page
Roof window, outward opening	185
Top-hung window, outward opening	186
Bottom-hung and side-hung window, inward opening	186
Side-hung vent window, inward opening	187
Projected top-hung, parallel opening window, outward opening	187
Universal bracket sets, inward opening	188
Universal bracket sets, outward opening	188
Brackets for skylights	189

KA-TW Series

Application	Page
Roof window, outward opening	191
Top-hung window, outward opening	192
Side-hung vent window, inward opening	192
Projected top-hung, parallel opening window, outward opening	193
Universal bracket sets, inward opening	193
Universal bracket sets, outward opening	193

CDP Series

Application	Page
Roof window, outward opening	195

CDP-TW Series

Application	Page
Roof window, outward opening	197

ZA Series

Application	Page
Roof windows, outward opening, installation opposite the hinge	199
Roof windows, outward opening, side installation	200
Façade window (bottom-hung and top-hung windows)	201
Individual brackets	202

DXD Series

Application	Page
Roof windows, outward opening, installation opposite the hinge	207
Roof windows, outward opening, side installation	208

WDF Series

Application	Page
Wind deflectors	210

Brackets



VCD Series

Application	Page
Roof window, outward opening	171
Façade windows, inward opening	171
Façade windows, outward opening	172
Roof windows	173
Universal bracket sets, inward opening	174
Universal bracket sets, outward opening	174
Drilling template	175

CDC Series

Application	Page
Bottom-hung and side-hung windows, inward opening, integrated, stroke 350 mm	177
Bottom-hung and side-hung windows, inward opening, integrated, stroke 600 mm	177
Bottom-hung and side-hung window, inward opening	178
Bottom-hung and side-hung window, outward opening	178
Projected top-hung, parallel opening window, outward opening	179
Roof windows, stroke 350 mm	179
Roof windows, stroke 600 mm	180
Universal bracket sets, inward opening	180
Universal bracket sets, outward opening	180

We reserve the right to make changes.
©2020 D+H Mechatronic AG, Ammersbek

Marking system - Identification of the old brackets

CDC - BS076 - V FI

FI	Frame mounting, inward opening
FIS	Frame mounting, inward opening, side-hung window
FO	Frame mounting, outward opening
SI	Sash mounting, inward opening
SIS	Sash mounting, inward opening, side-hung window

V	Mounted installation
I	Integrated installation

BS076	Bracket set with sequential numbering for each product line

VCD	Chain drives
CDC	Chain drives
KA (-TW)	Chain drives (Twin)
CDP (-TW)	High-performance chain drives (Twin)
ZA	Rack and pinion drives
DXD	High-performance rack and pinion drives

Marking system - Identification of the new brackets

BS - CDC - PI01 - M - V FI

FI	Frame mounting, inward opening
FIS	Frame mounting, inward opening, side-hung window
FO	Frame mounting, outward opening
SI	Sash mounting, inward opening
SIS	Sash mounting, inward opening, side-hung window

V	Mounted installation
I	Integrated installation

M	Pivoted mounting
F	Fixed mounting
O	Optional

PI01	Profile group 01 inward opening - façade
PA01	Profile group 01 outward opening - façade

VCD	Chain drives
CDC	Chain drives
KA (-TW)	Chain drives (Twin)
CDP (-TW)	High-performance chain drives (Twin)
ZA	Rack and pinion drives
DXD	High-performance rack and pinion drives

BS	Bracket set
DB	Drive bracket
EB	Extension mechanism bracket
CP	Cover plate

We reserve the right to make changes.
©2020 D+H Mechatronic AG, Ammersbek

Perfect integration

You'll want to take a closer look at this: The bracket solution for the profile-integrated installation is so compact that it can nearly make itself invisible in the installation. This is because the covered installation in the window profile makes the high-performance drive elegantly disappear from view. Once this multi-talented solution is installed in the window, you will notice its function as it quickly and quietly ensures controlled natural ventilation and smoke vent in accordance with EN 12101-2.
Thanks to its minimum dimensions, the CDC provides perfect integration and is ideally suited for aesthetically and functionally sophisticated façade solutions. Your view will not be disrupted by any fastening materials visible on the outside - for noticeable comfort that remains invisible. And something that will make everyone happy: A test at ift Rosenheim confirms that the change of the heat-transmission coefficient of the windows with integrated installation in the aluminium profile is hardly perceptible.

The installation solutions from D+H provide comfort and flexibility and are excellently suited for numerous window and façade solutions, for wood, aluminium and also state-of-the-art plastic profiles.

Installation - How much space does a D+H drive need?

When selecting the window, you have to make sure there is enough space for installing the D+H drives. The space requirements vary depending on the required position. The following figures provide an overview of the relevant dimensions.

MF = installation space on the sash
MR = installation space on the frame
MA = installation depth of an integrated drive
FA = sash step height

Bracket sets without specification of dimensions were developed specially for the indicated series.

Outward opening - mounted

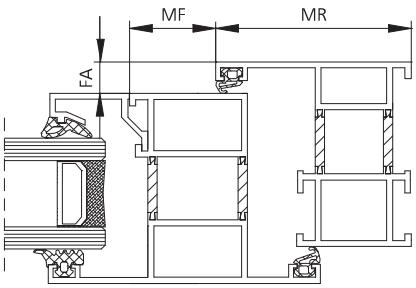

Inward opening - mounted

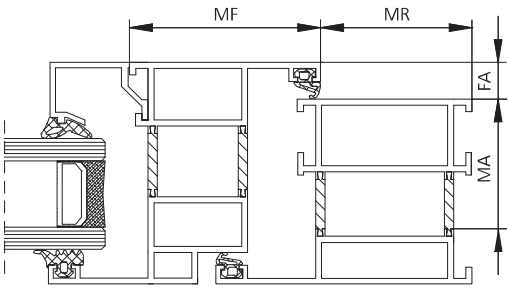

Bracket sets



D+H installation solutions

The installation solutions from D+H mean that the variety of profile systems are no obstacle for you. Thanks to the special adjustment of installation solutions, you will always find the right solution for your window. D+H drives are installed either mounted or integrated into the profile. The preferred installation locations are on the window or sash frame of the main or side closing edges. You can install D+H drives on inward or outward opening side-hung, bottom-hung, top-hung or parallel opening windows. The opening angle of the window depends on the drive stroke, the bracket height and the distance to the hinge.
You can use the installation solutions from D+H for SHEV systems and for natural ventilation in the roof and façade.
Easy installation is a given! Simply use the installation-ready documentation consisting of the instructions for use and CAD drawings. To ensure that nothing is missing at the construction site, the fastening materials are already included in the bracket sets.

We reserve the right to make changes.
©2020 D+H Mechatronic AG, Ammersbek